

NEW YORK STATE
OFFICE OF CHILDREN AND FAMILY SERVICES
CHILD IN CARE MEDICAL STATEMENT

To Be Completed By Licensed Physician, Physician Assistant or Nurse Practitioner

Name of Child: _____	Date of Birth: / /	Date of Examination: / /
----------------------	-----------------------	-----------------------------

Immunizations required for entry into day care

Medical Exemption The physical condition of the named child is such that one or more of the immunizations would endanger life or health. Attach certification specifying the exempt immunization(s). Yes No

Diphtheria, Tetanus and Pertussis (DPT) Diphtheria and Tetanus and acellular Pertussis (DTaP)	1 st Date / /	2 nd Date / /	3 rd Date / /	4 th Date / /	5 th Date / /
Polio (IPV or OPV)	1 st Date / /	2 nd Date / /	3 rd Date / /	4 th Date / /	
Haemophilus influenzae type B (Hib)	1 st Date / /	2 nd Date / /	3 rd Date / /	4 th Date OR 1 st Date (if given on or after 15 months of age) / /	
Pneumococcal Conjugate (PCV) for those born on or after 1/1/08)	1 st Date / /	2 nd Date / /	3 rd Date / /	4 th Date / /	
Hepatitis B	1 st Date / /	2 nd Date / /	3 rd Date / /		
Measles, Mumps and Rubella (MMR)	1 st Date / /	2 nd Date / /			
Varicella (also known as Chicken Pox)	1 st Date / /	2 nd Date / /			

Other Immunizations may include the recommended vaccines of Rotavirus, Influenza and Hepatitis A

Type of Immunization:	Date: / /	Type of Immunization:	Date: / /
Type of Immunization:	Date: / /	Type of Immunization:	Date: / /
Type of Immunization:	Date: / /	Type of Immunization:	Date: / /

Tests

Tuberculin Test Date: / / Mantoux Results: Positive Negative _____ mm
 TB Tests are at the physician's discretion. Acceptable tests include Mantoux or other federally approved test.
 If positive, or if x-ray ordered, attach physician's statement documenting treatment and follow-up.

Lead Screening Date: / /

Attach lead level statement

Lead Screening (Include All Dates and Results)

1 year / / Result: _____ mcg/dL Venous Capillary

2 years / / Result: _____ mcg/dL Venous Capillary

Most recent date of lead screening (if different from above):
 / / Result: _____ mcg/dL Venous Capillary

Per NYS law, a blood lead test is required at 1 and 2 years of age and whenever risk of lead poisoning is likely. If the child has not been tested for lead, the day care provider may not exclude the child from child day care, but must give the parent information on lead poisoning and prevention, and refer the parent to their health care provider or the county health department for a lead blood screening test.

(Continued on reverse side)

CHILD IN CARE MEDICAL STATEMENT (continued)

Health Specifics

Comments

Are there allergies? (Specify) <input type="checkbox"/> Yes <input type="checkbox"/> No	
Is medication regularly taken? (Specify drug and condition) <input type="checkbox"/> Yes <input type="checkbox"/> No	
Is a special diet required? (Specify diet and condition) <input type="checkbox"/> Yes <input type="checkbox"/> No	
Are there any hearing, visual or dental conditions requiring special attention? <input type="checkbox"/> Yes <input type="checkbox"/> No	
Are there any medical or developmental conditions requiring special attention? <input type="checkbox"/> Yes <input type="checkbox"/> No	

Summary of Physical Exam

Include special recommendations to child day care providers

On the basis of my findings as indicated above and on my knowledge of the named child, I find that: he/she is free from contagious and communicable disease and is able to participate in child day care. Yes No

Signature of Examiner	Address		
Please Print Name	City, State, Zip		
Title	() -	/ /	Date

NEW YORK STATE
OFFICE OF CHILDREN AND FAMILY SERVICES

**INDIVIDUAL HEALTH CARE PLAN
FOR A CHILD WITH SPECIAL HEALTH CARE NEEDS**

You may use this form or an approved equivalent to document an individual health care plan developed for a child with special health care needs.

A child with a special health care need means a child who has a chronic physical, developmental, behavioral or emotional condition expected to last 12 months or more and who requires health and related services of a type or amount beyond that required by children generally.

Working in collaboration with the child's parent and child's health care provider, the program has developed the following health care plan to meet the individual needs of:

Child Name:	Child date of birth:
Name of the child's health care provider:	<input type="checkbox"/> Physician <input type="checkbox"/> Physician Assistant <input type="checkbox"/> Nurse Practitioner

Describe the special health care needs of this child and the plan of care as identified by the parent and the child's health care provider. This should include information completed on the medical statement at the time of enrollment or information shared post enrollment.

Identify the caregiver(s) who will provide care to this child with special health care needs:

Caregiver's Name	Credentials or Professional License Information (if applicable)

NEW YORK STATE
 OFFICE OF CHILDREN AND FAMILY SERVICES
**INDIVIDUAL HEALTH CARE PLAN
 FOR A CHILD WITH SPECIAL HEALTH CARE NEEDS**

Describe any additional training, procedures or competencies the caregiver identified will need to carry out the health care plan for the child with special health care needs as identified by the child's parent and/or the child's health care provider. This should include information completed on the medical statement at the time of enrollment or information shared post enrollment. In addition, describe how this additional training and competency will be achieved including who will provide this training.

This plan was developed in close collaboration with the child's parent and the child's health care provider. The caregivers identified to provide all treatments and administer medication to the child listed in the specialized individual health care plan are familiar with the child care regulations and have received any additional training needed and have demonstrated competency to administer such treatment and medication in accordance with the plan identified.

Program Name:	License/Registration Number:	Program Telephone Number:
Child care provider's name (please print):		Date:
Child care provider's signature: X		

Signature of Parent:

X	Date:
----------	-------

NEW YORK STATE
OFFICE OF CHILDREN AND FAMILY SERVICES
MEDICATION CONSENT FORM
CHILD DAY CARE PROGRAMS

- This form may be used to meet the consent requirements for the administration of the following: prescription medications, oral over-the-counter medications, medicated patches, and eye, ear, or nasal drops or sprays.
- Only those staff certified to administer medications to day care children are permitted to do so.
- One form must be completed for each medication. Multiple medications cannot be listed on one form.
- Consent forms must be reauthorized at least once every six months for children under 5 years of age and at least once every 12 months for children 5 years of age and older.

LICENSED AUTHORIZED PRESCRIBER COMPLETE THIS SECTION (#1 - #18) AND AS NEEDED (#33 - 35).

1. Child's First and Last Name: 	2. Date of Birth: / /	3. Child's Known Allergies:
4. Name of Medication (including strength):	5. Amount/Dosage to be Given:	6. Route of Administration:
7A. Frequency to be administered: _____		
OR		
7B. Identify the symptoms that will necessitate administration of medication: (signs and symptoms must be observable and, when possible, measurable parameters): _____		
8A. Possible side effects: <input type="checkbox"/> See package insert for complete list of possible side effects (parent must supply)		
AND/OR		
8B. Additional side effects: _____		
9. What action should the child care provider take if side effects are noted:		
<input type="checkbox"/> Contact parent <input type="checkbox"/> Contact health care provider at phone number provided below		
<input type="checkbox"/> Other (describe): _____		
10A. Special instructions: <input type="checkbox"/> See package insert for complete list of special instructions (parent must supply)		
AND/OR		
10B. Additional special instructions: (Include any concerns related to possible interactions with other medication the child is receiving or concerns regarding the use of the medication as it relates to the child's age, allergies or any pre-existing conditions. Also describe situation's when medication should not be administered.) _____		
11. Reason for medication (unless confidential by law): _____		
12. Does the above named child have a chronic physical, developmental, behavioral or emotional condition expected to last 12 months or more and requires health and related services of a type or amount beyond that required by children generally?		
<input type="checkbox"/> No <input type="checkbox"/> Yes If you checked yes, complete (#33 and #35) on the back of this form.		
13. Are the instructions on this consent form a change in a previous medication order as it relates to the dose, time or frequency the medication is to be administered?		
<input type="checkbox"/> No <input type="checkbox"/> Yes If you checked yes, complete (#34 - #35) on the back of this form.		
14. Date Health Care Provider Authorized: / /	15. Date to be Discontinued or Length of Time in Days to be Given: / /	
16. Licensed Authorized Prescriber's Name (please print):	17. Licensed Authorized Prescriber's Telephone Number:	
18. Licensed Authorized Prescriber's Signature: X		

NEW YORK STATE
OFFICE OF CHILDREN AND FAMILY SERVICES
MEDICATION CONSENT FORM
CHILD DAY CARE PROGRAMS

PARENT COMPLETE THIS SECTION (#19 - #23)

19. If Section #7A is completed, do the instructions indicate a specific time to administer the medication? (For example, did the licensed authorized prescriber write 12pm?) Yes N/A No

Write the specific time(s) the child day care program is to administer the medication (i.e.: 12 pm): _____

20. I, parent, authorize the day care program to administer the medication, as specified on the front of this form, to (child's name):

L

21. Parent's Name (please print):

22. Date Authorized:

/ /

23. Parent's Signature:

X

CHILD DAY CARE PROGRAM COMPLETE THIS SECTION (#24 - #30)

24. Program Name:

Alcott School

25. Facility ID Number:

26. Program Telephone Number:

27. I have verified that (#1 - #23) and if applicable, (#33 - #36) are complete. My signature indicates that all information needed to give this medication has been given to the day care program.

28. Staff's Name (please print):

29. Date Received from Parent:

/ /

30. Staff Signature:

X

ONLY COMPLETE THIS SECTION (#31 - #32) IF THE PARENT REQUESTS TO DISCONTINUE THE MEDICATION PRIOR TO THE DATE INDICATED IN (#15)

31. I, parent, request that the medication indicated on this consent form be discontinued on / / (Date)

Once the medication has been discontinued, I understand that if my child requires this medication in the future, a new written medication consent form must be completed.

32. Parent Signature:

X

LICENSED AUTHORIZED PRESCRIBER TO COMPLETE, AS NEEDED (#33 - #35)

33. Describe any additional training, procedures or competencies the day care program staff will need to care for this child.

34. Since there may be instances where the pharmacy will not fill a new prescription for changes in a prescription related to dose, time or frequency until the medication from the previous prescription is completely used, please indicate the date you are ordering the change in the administration of the prescription to take place.

DATE: / /

By completing this section, the day care program will follow the written instruction on this form and *not* follow the pharmacy label until the new prescription has been filled.

35. Licensed Authorized Prescriber's Signature:

X

NEW YORK STATE
OFFICE OF CHILDREN AND FAMILY SERVICES
MEDICATION CONSENT FORM
CHILD DAY CARE PROGRAMS

- This form may be used to meet the consent requirements for the administration of the following: prescription medications, oral over-the-counter medications, medicated patches, and eye, ear, or nasal drops or sprays.
- Only those staff certified to administer medications to day care children are permitted to do so.
- One form must be completed for each medication. Multiple medications cannot be listed on one form.
- Consent forms must be reauthorized at least once every six months for children under 5 years of age and at least once every 12 months for children 5 years of age and older.

LICENSED AUTHORIZED PRESCRIBER COMPLETE THIS SECTION (#1 - #18) AND AS NEEDED (#33 - 35).

1. Child's First and Last Name: 	2. Date of Birth: / /	3. Child's Known Allergies:
4. Name of Medication (including strength):	5. Amount/Dosage to be Given:	6. Route of Administration:
7A. Frequency to be administered: _____		
OR		
7B. Identify the symptoms that will necessitate administration of medication: (signs and symptoms must be observable and, when possible, measurable parameters): _____		
8A. Possible side effects: <input type="checkbox"/> See package insert for complete list of possible side effects (parent must supply)		
AND/OR		
8B. Additional side effects: _____		
9. What action should the child care provider take if side effects are noted:		
<input type="checkbox"/> Contact parent <input type="checkbox"/> Contact health care provider at phone number provided below		
<input type="checkbox"/> Other (describe): _____		
10A. Special instructions: <input type="checkbox"/> See package insert for complete list of special instructions (parent must supply)		
AND/OR		
10B. Additional special instructions: (Include any concerns related to possible interactions with other medication the child is receiving or concerns regarding the use of the medication as it relates to the child's age, allergies or any pre-existing conditions. Also describe situation's when medication should not be administered.) _____		
11. Reason for medication (unless confidential by law): _____		
12. Does the above named child have a chronic physical, developmental, behavioral or emotional condition expected to last 12 months or more and requires health and related services of a type or amount beyond that required by children generally?		
<input type="checkbox"/> No <input type="checkbox"/> Yes If you checked yes, complete (#33 and #35) on the back of this form.		
13. Are the instructions on this consent form a change in a previous medication order as it relates to the dose, time or frequency the medication is to be administered?		
<input type="checkbox"/> No <input type="checkbox"/> Yes If you checked yes, complete (#34 - #35) on the back of this form.		
14. Date Health Care Provider Authorized: / /	15. Date to be Discontinued or Length of Time in Days to be Given: / /	
16. Licensed Authorized Prescriber's Name (please print):	17. Licensed Authorized Prescriber's Telephone Number:	
18. Licensed Authorized Prescriber's Signature: X		

NEW YORK STATE
OFFICE OF CHILDREN AND FAMILY SERVICES
MEDICATION CONSENT FORM
CHILD DAY CARE PROGRAMS

PARENT COMPLETE THIS SECTION (#19 - #23)

19. If Section #7A is completed, do the instructions indicate a specific time to administer the medication? (For example, did the licensed authorized prescriber write 12pm?) Yes N/A No

Write the specific time(s) the child day care program is to administer the medication (i.e.: 12 pm): _____

20. I, parent, authorize the day care program to administer the medication, as specified on the front of this form, to (child's name):

L

21. Parent's Name (please print):

22. Date Authorized:

/ /

23. Parent's Signature:

X

CHILD DAY CARE PROGRAM COMPLETE THIS SECTION (#24 - #30)

24. Program Name:

Alcott School

25. Facility ID Number:

26. Program Telephone Number:

27. I have verified that (#1 - #23) and if applicable, (#33 - #36) are complete. My signature indicates that all information needed to give this medication has been given to the day care program.

28. Staff's Name (please print):

29. Date Received from Parent:

/ /

30. Staff Signature:

X

ONLY COMPLETE THIS SECTION (#31 - #32) IF THE PARENT REQUESTS TO DISCONTINUE THE MEDICATION PRIOR TO THE DATE INDICATED IN (#15)

31. I, parent, request that the medication indicated on this consent form be discontinued on / / (Date)

Once the medication has been discontinued, I understand that if my child requires this medication in the future, a new written medication consent form must be completed.

32. Parent Signature:

X

LICENSED AUTHORIZED PRESCRIBER TO COMPLETE, AS NEEDED (#33 - #35)

33. Describe any additional training, procedures or competencies the day care program staff will need to care for this child.

34. Since there may be instances where the pharmacy will not fill a new prescription for changes in a prescription related to dose, time or frequency until the medication from the previous prescription is completely used, please indicate the date you are ordering the change in the administration of the prescription to take place.

DATE: / /

By completing this section, the day care program will follow the written instruction on this form and *not* follow the pharmacy label until the new prescription has been filled.

35. Licensed Authorized Prescriber's Signature:

X



Name: _____ D.O.B.: _____

Allergy to: _____

Weight: _____ lbs. Asthma: Yes (higher risk for a severe reaction) No

NOTE: Do not depend on antihistamines or inhalers (bronchodilators) to treat a severe reaction. USE EPINEPHRINE.

Extremely reactive to the following allergens: _____

THEREFORE:

- If checked, give epinephrine immediately if the allergen was **LIKELY** eaten, for ANY symptoms.
- If checked, give epinephrine immediately if the allergen was **DEFINITELY** eaten, even if no symptoms are apparent.

FOR ANY OF THE FOLLOWING:
SEVERE SYMPTOMS



LUNG

Shortness of breath, wheezing, repetitive cough



HEART

Pale or bluish skin, faintness, weak pulse, dizziness



THROAT

Tight or hoarse throat, trouble breathing or swallowing



MOUTH

Significant swelling of the tongue or lips



SKIN

Many hives over body, widespread redness



GUT

Repetitive vomiting, severe diarrhea



OTHER

Feeling something bad is about to happen, anxiety, confusion

OR A COMBINATION of symptoms from different body areas.

1. **INJECT EPINEPHRINE IMMEDIATELY.**
2. **Call 911.** Tell emergency dispatcher the person is having anaphylaxis and may need epinephrine when emergency responders arrive.
 - Consider giving additional medications following epinephrine:
 - » Antihistamine
 - » Inhaler (bronchodilator) if wheezing
 - Lay the person flat, raise legs and keep warm. If breathing is difficult or they are vomiting, let them sit up or lie on their side.
 - If symptoms do not improve, or symptoms return, more doses of epinephrine can be given about 5 minutes or more after the last dose.
 - Alert emergency contacts.
 - Transport patient to ER, even if symptoms resolve. Patient should remain in ER for at least 4 hours because symptoms may return.

MILD SYMPTOMS



NOSE

Itchy or runny nose, sneezing



MOUTH

Itchy mouth



SKIN

A few hives, mild itch



GUT

Mild nausea or discomfort

FOR **MILD SYMPTOMS FROM MORE THAN ONE SYSTEM AREA**, GIVE EPINEPHRINE.

FOR **MILD SYMPTOMS FROM A SINGLE SYSTEM AREA**, FOLLOW THE DIRECTIONS BELOW:

1. Antihistamines may be given, if ordered by a healthcare provider.
2. Stay with the person; alert emergency contacts.
3. Watch closely for changes. If symptoms worsen, give epinephrine.

MEDICATIONS/DOSES

Epinephrine Brand or Generic: _____

Epinephrine Dose: 0.1 mg IM 0.15 mg IM 0.3 mg IM

Antihistamine Brand or Generic: _____

Antihistamine Dose: _____

Other (e.g., inhaler-bronchodilator if wheezing): _____



FARE

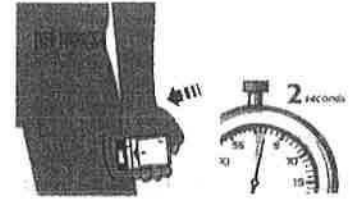
Food Allergy Research & Education

FOOD ALLERGY & ANAPHYLAXIS EMERGENCY CARE PLAN

HOW TO USE AUVI-Q® (EPINEPHRINE INJECTION, USP), KALEO

1. Remove Auvi-Q from the outer case.
2. Pull off red safety guard.
3. Place black end of Auvi-Q against the middle of the outer thigh.
4. Press firmly until you hear a click and hiss sound, and hold in place for 2 seconds.
5. Call 911 and get emergency medical help right away.

3




HOW TO USE EPIPEN® AND EPIPEN JR® (EPINEPHRINE) AUTO-INJECTOR AND EPINEPHRINE INJECTION (AUTHORIZED GENERIC OF EPIPEN®), USP AUTO-INJECTOR, MYLAN AUTO-INJECTOR, MYLAN

1. Remove the EpiPen® or EpiPen Jr® Auto-Injector from the clear carrier tube.
2. Grasp the auto-injector in your fist with the orange tip (needle end) pointing downward.
3. With your other hand, remove the blue safety release by pulling straight up.
4. Swing and push the auto-injector firmly into the middle of the outer thigh until it 'clicks'.
5. Hold firmly in place for 3 seconds (count slowly 1, 2, 3).
6. Remove and massage the injection area for 10 seconds.
7. Call 911 and get emergency medical help right away.

3



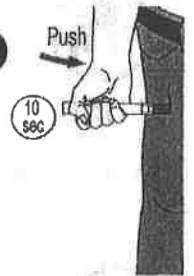
4



HOW TO USE IMPAX EPINEPHRINE INJECTION (AUTHORIZED GENERIC OF ADRENALICK®), USP AUTO-INJECTOR, IMPAX LABORATORIES

1. Remove epinephrine auto-injector from its protective carrying case.
2. Pull off both blue end caps: you will now see a red tip.
3. Grasp the auto-injector in your fist with the red tip pointing downward.
4. Put the red tip against the middle of the outer thigh at a 90-degree angle, perpendicular to the thigh.
5. Press down hard and hold firmly against the thigh for approximately 10 seconds.
6. Remove and massage the area for 10 seconds.
7. Call 911 and get emergency medical help right away.

5



HOW TO USE TEVA'S GENERIC EPIPEN® (EPINEPHRINE INJECTION, USP) AUTO-INJECTOR, TEVA PHARMACEUTICAL INDUSTRIES

1. Quickly twist the yellow or green cap off of the auto-injector in the direction of the "twist arrow" to remove it.
2. Grasp the auto-injector in your fist with the orange tip (needle end) pointing downward.
3. With your other hand, pull off the blue safety release.
4. Place the orange tip against the middle of the outer thigh (upper leg) at a right angle (perpendicular) to the thigh.
5. Swing and push the auto-injector firmly into the middle of the outer thigh until it 'clicks'.
6. Hold firmly in place for 3 seconds (count slowly 1, 2, 3).
7. Remove and massage the injection area for 10 seconds.
8. Call 911 and get emergency medical help right away.

5



ADMINISTRATION AND SAFETY INFORMATION FOR ALL AUTO-INJECTORS:

1. Do not put your thumb, fingers or hand over the tip of the auto-injector or inject into any body part other than mid-outer thigh. In case of accidental injection, go immediately to the nearest emergency room.
2. If administering to a young child, hold their leg firmly in place before and during injection to prevent injuries.
3. Epinephrine can be injected through clothing if needed.
4. Call 911 immediately after injection.

OTHER DIRECTIONS/INFORMATION (may self-carry epinephrine, may self-administer epinephrine, etc.):

Treat the person before calling emergency contacts. The first signs of a reaction can be mild, but symptoms can worsen quickly.

EMERGENCY CONTACTS — CALL 911

RESCUE SQUAD: _____

DOCTOR: _____ PHONE: _____

PARENT/GUARDIAN: _____ PHONE: _____

OTHER EMERGENCY CONTACTS

NAME/RELATIONSHIP: _____ PHONE: _____

NAME/RELATIONSHIP: _____ PHONE: _____

NAME/RELATIONSHIP: _____ PHONE: _____

Asthma Action Plan for Home and School

Name _____ DOB ____/____/____

Severity Classification Intermittent Mild Persistent Moderate Persistent Severe Persistent

Asthma Triggers (list) _____

Peak Flow Meter Personal Best _____

Green Zone: Doing Well

Symptoms: Breathing is good – No cough or wheeze – Can work and play – Sleeps well at night

Peak Flow Meter _____ (more than 80% of personal best)

Control Medicine(s)	Medicine	How much to take	When and how often to take it	Take at
	_____	_____	_____	<input type="checkbox"/> Home <input type="checkbox"/> School
	_____	_____	_____	<input type="checkbox"/> Home <input type="checkbox"/> School

Physical Activity Use albuterol/levalbuterol _____ puffs, 15 minutes before activity with all activity when the child feels he/she needs it

Yellow Zone: Caution

Symptoms: Some problems breathing – Cough, wheeze, or chest tight – Problems working or playing – Wake at night

Peak Flow Meter _____ to _____ (between 50% and 79% of personal best)

Quick-relief Medicine(s) Albuterol/levalbuterol _____ puffs, every 4 hours as needed

Control Medicine(s) Continue Green Zone medicines
 Add _____ Change to _____

The child should feel better within 20–60 minutes of the quick-relief treatment. If the child is getting worse or is in the Yellow Zone for more than 24 hours, THEN follow the instructions in the RED ZONE and call the doctor right away!

Red Zone: Get Help Now!

Symptoms: Lots of problems breathing – Cannot work or play – Getting worse instead of better – Medicine is not helping

Peak Flow Meter _____ (less than 50% of personal best)

Take Quick-relief Medicine NOW! Albuterol/levalbuterol _____ puffs, _____ (how frequently)

Call 911 immediately if the following danger signs are present

- Trouble walking/talking due to shortness of breath
- Lips or fingernails are blue
- Still in the red zone after 15 minutes

School Staff: Follow the Yellow and Red Zone instructions for the quick-relief medicines according to asthma symptoms. The only control medicines to be administered in the school are those listed in the Green Zone with a check mark next to "Take at School".

Both the Healthcare Provider and the Parent/Guardian feel that the child has demonstrated the skills to carry and self-administer their quick-relief inhaler, including when to tell an adult if symptoms do not improve after taking the medicine.

Healthcare Provider

Name _____ Date _____ Phone (____) _____ - _____ Signature _____

Parent/Guardian

I give permission for the medicines listed in the action plan to be administered in school by the nurse or other school staff as appropriate.
 I consent to communication between the prescribing health care provider or clinic, the school nurse, the school medical advisor and school-based health clinic providers necessary for asthma management and administration of this medicine.

Name _____ Date _____ Phone (____) _____ - _____ Signature _____

School Nurse

The student has demonstrated the skills to carry and self-administer their quick-relief inhaler, including when to tell an adult if symptoms do not improve after taking the medicine.

Name _____ Date _____ Phone (____) _____ - _____ Signature _____